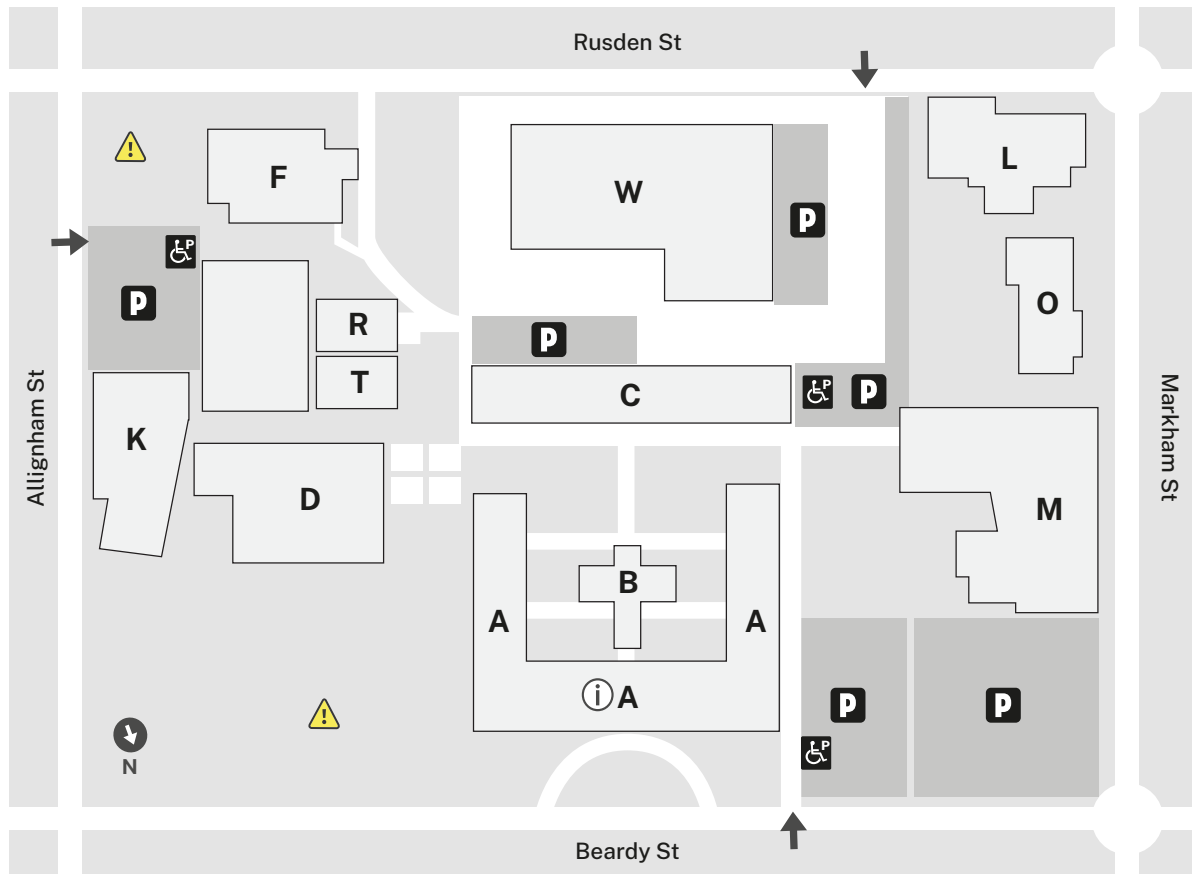


# Armidale Main Campus





### Services & Facilities

- |  |   |   |   |   |   |
|--|---|---|---|---|---|
| <ul style="list-style-type: none"> <li>▪ Career Pathways, Aboriginal Languages and Employability Skills</li> <li>▪ Student Services</li> <li>▪ Business Administration</li> <li>▪ Information Technology</li> <li>▪ Careers Advice/Counsellors</li> <li>▪ Staff/Student Amenities</li> </ul> | <ul style="list-style-type: none"> <li>A Ground</li> <li>A Ground</li> <li>A Level 1</li> <li>A Level 1</li> <li>B Level 1</li> <li>B Ground</li> </ul> | <ul style="list-style-type: none"> <li>▪ Digital Lab</li> <li>▪ Library/Resource Centre</li> <li>▪ TAFE NSW Digital Headquarters</li> <li>▪ AMEP</li> <li>▪ Early Childhood</li> <li>▪ Community Services</li> <li>▪ Hospitality</li> </ul> | <ul style="list-style-type: none"> <li>C</li> <li>C</li> <li>D</li> <li>K</li> <li>L/O</li> <li>M</li> <li>M</li> </ul> | <ul style="list-style-type: none"> <li>▪ Health Services</li> <li>▪ Massage</li> <li>▪ Automotive</li> <li>▪ Construction</li> <li>▪ Engineering</li> </ul> | <ul style="list-style-type: none"> <li>M</li> <li>M</li> <li>W</li> <li>W</li> <li>W</li> </ul> |
|--|---|---|---|---|---|

Published in September 2022

 256 Beardy St  
Armidale NSW 2350

 Parking is available at the above referenced map locations

 Armidale Station is around 10 mins walk from the campus. For timetable information, please call 131 500 or visit [transportnsw.info](http://transportnsw.info)

[tafensw.edu.au](http://tafensw.edu.au)  
131 601