



CREATIVE INDUSTRIES

INTERNATIONAL STUDENT APPLICATION REQUIREMENTS

Entry into Creative Industry courses at TAFE NSW are subject to a selection process that often includes the assessment of a portfolio and an essay.

How to apply

Step 1: Check the course information for entry requirements at tafensw.edu.au/international.

Step 2: Complete and submit the following as part of your application as required for the course.

A. TAFE NSW International Student Application Form

Complete the application form and attach any required supporting documentation. Please check that you have met any course prerequisite requirements and the application closing date. Full details can be found at tafensw.edu.au/international.

B. Portfolio

See Section 1 for specific requirements. Your name should be clearly marked on each piece of work you submit.

C. Essay

See Section 2 for specific requirements. Your name should be clearly marked on each piece of work you submit.

D. Signed declaration of authorship of design work

Complete Section 3 and [submit with your application](#).

Section 1: Portfolio

The portfolio is designed to provide TAFE NSW with visual evidence of your creative ability. You should submit the work that you think **best demonstrates the creative area** for which you are applying. The portfolio should contain a **minimum of 6 (six) pieces** of work and should demonstrate your range of skills, both creative and technical. **The portfolio should be submitted as a digital PDF file that is under the size of 25MB.** Each piece of work should be clearly named and have a brief description of the work included. As an example your portfolio may include the following:

Fashion Design - Illustrated fashion drawings, fashion layouts and development work, storyboards, artwork, other design work, major art/design work undertaken for final year school examinations, other creative arts projects. Submit examples of your personal design ideas with a focus on your creativity, use of colour and your design communication ability.

Interior Design - Interior Design sketches, mood board, plans, artworks, drawing, photography, painting, sculpture, collage or other design work completed at school or as a hobby in your own time.

Graphic Design - Artwork in a variety of formats including print and digital media that incorporate typographical elements as well as image. This may include logo design, magazine layouts, labels, stationery and branding.

3D Art + Animation - Concept art drawings, visual diaries, storyboards, character development, sketches and illustrations, digital art, animation, sculpture, photography or video.

Visual Art - Artworks, paintings, drawings, photography, printmaking, ceramics, sculptures, designs for artworks, journal sketches.

The portfolio will be assessed on the following criteria:

- A creative approach to problem solving
- Good presentation
- Innovative and interesting ideas

Sample Portfolio - An example of a portfolio can be viewed below.



Section 2: Essay requirements

In some cases, you will also be required to submit a 500-word essay.

The essay question asks you to:

“Compare the work of **two prominent designers, directors or artists** in your selected creative industry areas (e.g. Fashion, Interior, Graphic or 3D Art Animation) and describe the **similarities and the differences** between the works of the two designers.”

This should be **submitted as a PDF file along with your portfolio**.

Section 3: Authorship of design work

The work you submit for your portfolio must be solely your own ideas, drawing and design work. It must be completed solely by you. You must sign the declaration below in confirmation.

My declaration that all work submitted is completely my own.

I, _____

Of, _____

Declare that the work I have submitted in support of my application for enrolment in the TAFE NSW Creative industries course are solely my own ideas, drawings and design work. I accept in future if it is established that the work was not my own, my place in the course will be forfeited and I will not be entitled to any fee refund.

Signature: _____

Date: _____

To submit your application or if you require further information or assistance, please email: intadmissions@tafensw.edu.au

SAMPLE

SAMPLE INTERIOR DESIGN PORTFOLIO

This sample portfolio will give you some guidelines in regards to compiling your own portfolio for your application. You should include 6-8 examples of art or design related work that shows your creativity and interest in Interior Design + Decoration.

You will see examples in this sample ranging from entry level to a much higher standard as students come into this course with a range of skills, knowledge and prior experience.

Remember these are just examples, what you choose to demonstrate your creativity is up to you.

RESUME



CV

FIRSTNAME LASTNAME
02 999 9999
name@email.com

EDUCATION

- **HIGH SCHOOL** | JAN 2001 - DECEMBER 2001
Year 11
Achievements:
2001 Principal's award for sporting achievements

PERSONAL ATTRIBUTES

- **VERBAL COMMUNICATION** | Recognised ability to communicate with a range of individuals from different cultures
- **COMMITMENT & DEDICATION** | Wiling to provide commitment to an organisation.

WORK EXPERIENCE

- **RETAIL ASSISTANT** | JAN 2002 - DECEMBER 2002
Working in a high turnover retail store. Worked full time hours and assisted with store display.
- **VOLUNTEER** | JAN 1999 - DECEMBER 2000
Year 7 Buddy | High School

PROFILE

Eles cum reheni utectamus
eaquae volorum assi ipsanda
ereptatibus aliquodis ad qui bea-
tendit que num volorerum quam
rem re possequis doloremporum
ut ab inveruptam vente sintum re
esseditatur, sit acepero repudior
adit volorempore nobis sollute
ventur amet et que vidis

SKILLS

- **MAC OS**
[Progress bar]
- **PHOTOSHO**
[Progress bar]
- **MICROSOFT**
[Progress bar]
- **ILLUSTRATO**
[Progress bar]
- **INDESIG**
[Progress bar]

TABLE OF CONTENTS

- 4 DRAWINGS
- 5 MODELS
- 7 PHOTOGRAPHS
- 9 DIGITAL MEDIA

04

DRAWINGS

EXAMPLE:
Zeinab Mahfoud

Illustrations and drawings can be colour or black and white. They can be drawings from school projects or drawings you do as a hobby. They can be created digitally using software or by hand. Show a variety of your drawing skills. The drawings do not specifically have to relate to Interior design but should show your creativity, your personal design ideas and your observational skills.



EXAMPLE:
Maulshree Somani

EXAMPLE:
Mischa Pugatschew





05	MODELS
----	--------

Models can be conceptual or scale models. Any material can be used. These should demonstrate your design thinking skills, your creativity and your 3D awareness.



EXAMPLE:
ANNA
HOWARD





07

PHOTOGRAPHS

EXAMPLE:
Tegan Findlay

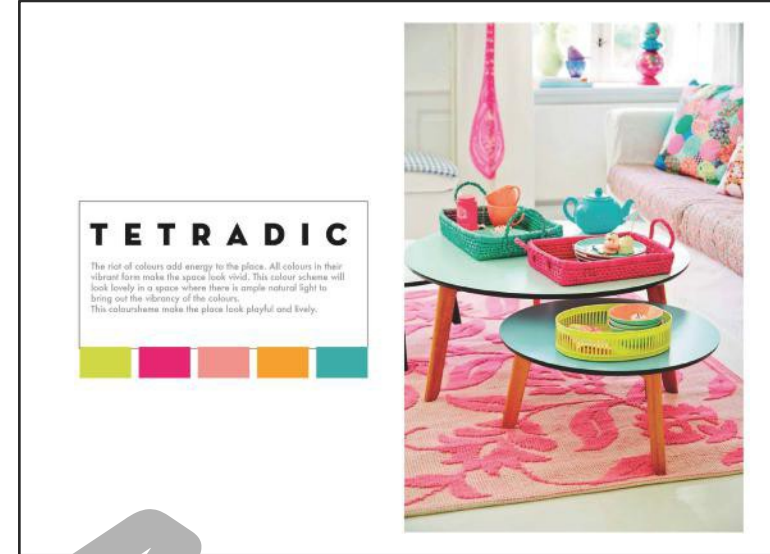
Photographs of your own styling, interior design or decoration work can be included to demonstrate your experience and your design methodology.



EXAMPLE:
Amanda Graham



EXAMPLE:
Desiree Djorgi



EXAMPLE:
MAULSHREE SOMANI

EXAMPLE:
TAMARA DAVIES

09 DIGITAL MEDIA

EXAMPLE:
JENNY CHUNG

Digital media can include images created by you, using SKETCHUP, AutoCAD, REVIT, vectorworks, Photoshop, Illustrator or other graphics programs or CAD. You can include artworks, moodboards, or sampleboards. They should reflect your creativity, presentation skills and spatial awareness.



SAMPLE