

FIND YOUR COURSE

🔍 FIND YOUR COURSE

You can also find **courses at your local campus**.

Open your internet browser and go to **tafensw.edu.au**.

Type in the **course name** or **topic of interest** into the search bar.

? CHOOSE YOUR STUDY OPTIONS

➔ Click the '**Find a location to enrol**' button on the top right of the page.

FIND A LOCATION TO ENROL



➔ Find your **location** and **how you want to study** on the list

OR

Click the '**Course and Fees Information**' button next to the location where you want to study

Bankstown: Full Time, On campus



COURSE & FEES INFORMATION



➔ Check that all the **course and class details** are right for you

Location - Bankstown				
Attendance	Delivery	Course Start Date	Study Commitment	Duration
Full Time	On campus	Enquire Now	20 Hours per week	18 weeks



Have a question?

We're here to help.

Click the **Enquire Now** button at the top right of any course page to ask us a question.

ENQUIRE NOW

JOIN TAFE NSW

HOW TO APPLY

ARE YOU READY TO APPLY OR ENROL?

APPLY NOW

We'll ask you to come in for an interview, English language test or to show us your past qualifications.



ENROL NOW

There are no entry requirements. You can enrol now.

WHAT YOU NEED BEFORE YOU START

- ✓ Name, date of birth and address
- ✓ Phone number and email address
- ✓ Past qualification (if you have one)
- ✓ Citizenship or residency information
- ✓ Visa information (if you have one)
- ✓ Unique Student Identifier (USI)

DON'T HAVE A USI? GO TO [USI.GOV.AU](https://usi.gov.au)

HOW TO APPLY - STEP BY STEP

Follow these **4 steps** if you see an **Apply Now** button.

💡 See an **ENROL NOW** button?
Follow the steps on Page 4.



READY TO APPLY?

Follow the steps on the next page.



Connect with us



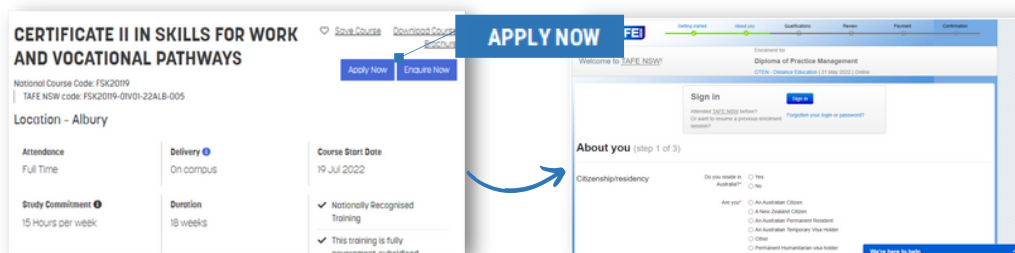
TAFENSW

RTO 90003 | CRICOS 00591E

1 APPLY FOR YOUR COURSE

[APPLY NOW](#)

- Click **Apply Now** on the course you want to study.
 - The **Student Portal** will open. Enter your details and complete your application.
- 💡 If you want to finish your application later, press **Save and Return Later**.



2 GET YOUR STUDENT LOGIN DETAILS



- You'll get an email with your **student login details**.
- 💡 You'll need your login to get into your **Student Portal** to check the status of your enrolment, pay fees or accept your offer. Once enrolled, you can use the **Student Portal** to look at your timetable, results and personal details.

3 CHECK YOUR EMAILS



- We'll send you an email and ask you to come in for an **interview**, **English language test** or to show **proof of your qualifications**.
- If the course is right for you, we'll send you an **offer to enrol**. Congratulations!

4 ACCEPT YOUR OFFER TO ENROL



TO ACCEPT YOUR OFFER, YOU MUST:

- Click the link in the email
- Accept your offer within 5 days
- Accept your offer before you can go to class

Has your link expired?

- 📞 Call us on 131 601
- 🌐 Log into your Student Portal
- ✉ Reply to the email to accept

WELCOME TO TAFE NSW

Get ready for your first day:

Visit tafensw.edu.au/student-readiness OR scan the QR code



SCAN ME

SEE AN ENROL NOW BUTTON?

Follow the steps on the next page.



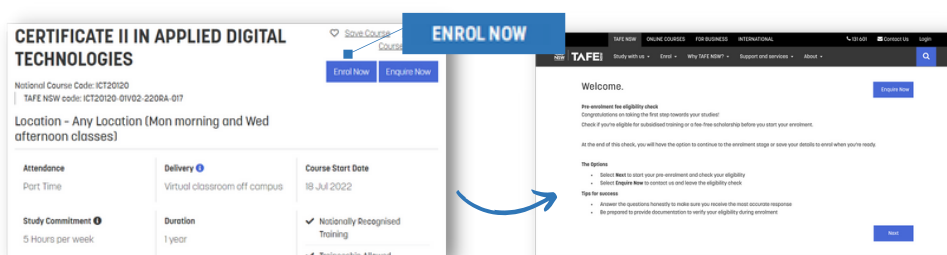
STEP BY STEP

Follow these **2 steps** if you see an **Enrol Now** button.

1 ENROL NOW



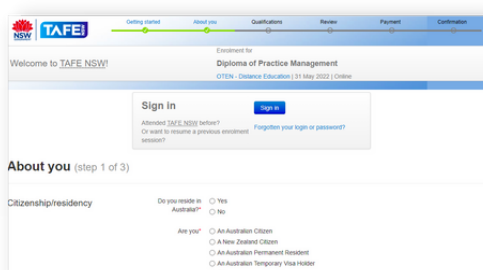
- Click **Enrol Now** on the course you want to study.
- Answer the questions and we'll tell you if you can study for a **lower cost** or even for **FREE**.



- The **Student Portal** will open. Enter your details and complete your application.



Once enrolled, you can use the **Student Portal** to look at your timetable, results, fees and personal details.



2 CHECK YOUR EMAILS



- You'll receive **confirmation of your enrolment**, and your teacher will send you **important information** about your first class. Congratulations!

WELCOME TO TAFE NSW

Get ready for your first day:

Visit tafensw.edu.au/student-readiness OR scan the **QR code**



SCAN ME